

# E&E

The new 42-metre explorer yacht from Vripack succeeds in being both stylish and trailblazing  
Frances & Michael Howorth





“Everything about this yacht reflects the ASPIRATIONS of my FAMILY”



Left: Safer and more family friendly than a PWC, the water buggy with its 10hp Honda outboard motor is cute and easy to use.  
Above: Hedonistic pleasures abound on board this yacht – the upper deck hot-tub is just one of them.

“Simply because owning a superyacht is something of a hobby does not mean everything shouldn't be done properly. I never like doing half a job,” says the owner of *E&E*. He's rigorously applied this concept to his new 42-metre, and it shows in the results: *E&E* is undoubtedly an explorer yacht with style.

The yacht was conceived when the owner wanted to revisit the successful superyacht he took delivery of eight years ago (the 38-metre *Jasmin*). He has teamed up with the same designer, and together they have created their second masterpiece. “We used the owner's first yacht and evolved those huge volumes that are so typical of the explorer yacht,” says Vripack's director of design Bart Bouwhuis. “We kept the same good-looking flow for the layout and styled her with a softer and more mature look than her earlier sister. We sketched over 100 critical details into the brief, to make sure the finesse we had envisioned remained during the construction and fairing processes. We didn't make it easy for the yard, but looking at the finished yacht, we have to agree they did an outstanding job.”

The yacht's chunky good looks have a purposeful feel about them and for many owners and professional seafarers, she epitomises what a motor yacht should look like. Built to class with ABS, she has a bold, strong exterior design that pleasingly complements her contemporary interior. The yard's team came up with the idea of a steel hull with aluminium superstructure, but specified that the wheelhouse be built in composite. This unusual combination keeps top weight down, lowers the centre of gravity, and ensures greater guest comfort at sea and at anchor.

The five-deck interior layout unusually features guest suites situated on the upper deck, fitted with large panoramic windows and doors that open onto deck in a style reminiscent of the passenger ships built between the wars. At first, this was a challenge for interior designers Art-Line, who spent long hours in discussion with the owners. It was the position of the two guest decks that made *E&E* different, so they made a feature out of that concept, designing a centrally located open-feel staircase to give an almost clear view through both guest decks.

At a time when many yachts are sticking to dependable formulas, the décor too is refreshingly



**Right:** The observation lounge with its club-like wooden panelling is also the games room.  
**Above:** With the touch of a button, the roof of the upper deck aft slides away to create an open-topped dining room on deck.  
**Facing page, top:** Maintenance is reduced with stainless steel instead of teak handrails.  
**Middle:** Guest cabin doors open onto the side decks, as in old ocean liners.  
**Below:** Well-planned guest cabins located above the waterline give this yacht an edge for chartering.

different, with innovative touches such as glass floors, off-white leather, decorative paint finishes and Indian apple woodwork finished to a high gloss. Sculptured wall murals, also in glass, set the contemporary theme, and although the heavy use of onyx and splashes of gold jar in some yachts, here they blend tastefully.

"I really like the spaciousness of the full-beam owner's suite and his'n'ers bathrooms," says the owner. "We've ensured maximum charter flexibility by having two double cabins and two VIP cabins on the upper deck. Each room is fitted with really large windows and the two VIP cabins offer direct access to the outside. There are not many 42-metre yachts that offer such amenities."

The master stateroom is indeed impressive. A large double bed sits inside an eye-catching onyx ring, mirrored in the ceiling in high-gloss wood. The two doubles, two twins guest accommodation on the deck above the owner's suite is made special by the light streaming through those panoramic windows. Here, again, the décor employs soft natural tones, with the bulkheads behind the beds finished in decorative surfaces using different shapes and textured leatherwork. Perhaps the most striking cabin is the

captain's: behind the bridge, it runs across the full beam of the yacht and has full-length windows with 180° views across the after end.



Less visible but just as important to guest comfort is the technology that the owner had installed. All decks and cabins are fitted with iPod docks that are supported by surround sound speakers. The yacht also features video conferencing equipment. For the owner, the availability of technology was particularly important to ensure the yacht achieved its purpose. "I feel confident I have built a yacht that will charter well," he says. "That is what I set out to do."

Charter guests are further spoilt with a spacious saloon and onyx-floored dining area on the main deck behind the owner's accommodation and adjacent to the large galley, which seats ten around an exquisite circular table. The panoramic salon, a deck below the captain's cabin and offering the same breathtaking view, doubles as a games room when the owner's family is on board.

The main salon features more modern flowing furniture, with body-hugging sofas on which to relax and read. A cleverly designed coffee table of wood and lacquer can morph into different shapes; it is flanked by



*"The input of the owners made the results more PERSONALISED"*





**Left:** The dining room forward of the main salon allows for more formal dining inside. The yacht carries over 200 wine glasses in 11 hand-crafted storage drawers.  
**Above:** The table set for an informal lunch on the upper deck aft.  
**Facing page, top:** This cosy leather reading sofa in the main salon is a great place to enjoy a book.  
**Middle:** The coffee table is made of wood, lacquered paint and glass, and flanked by leather chairs and sofas.  
**Bottom:** Glass ceilings draw light into the lobby.

white leather easy chairs from Moroso and sofas finished in white Kravet fabric, while comfortable leather chaise longues line the starboard side. The lighting is also multifunctional, providing an intimate and warming ambience. The artwork that adorns the boat is decorative yet not overdone, and glass and mirrors are positioned to give the yacht a depth of field that makes her interior feel larger.

Life below decks exemplifies how accommodation for crews should be laid out and finished – E&E’s owner evidently wants the crew who serve him to do so happily. Spacious, well lit and comfortable, this carefully planned area puts many larger yachts to shame. The crew have the entire lower deck to themselves and there is plenty of storage, as well as large service areas and recreational spaces for the crew to enjoy in their off-duty hours.

The exterior of the yacht is equally functional, with full walk-rounds on both the upper and bridge decks that give E&E a ‘big boat’ feel. High bulwarks at the bow ensure she is safe in heavy weather: this yacht could shrug off all but the most malicious waves. The Portuguese bridge forward of the wheelhouse is a sweetly intimate spot for breakfast. On the same deck

abaft the funnels, the yacht’s tenders are stored and are lifted into the water by the crane (built by Nautical Structures) stowed between them. The decks aft on the upper and main deck are shaded, but the panoramic viewpoint around the hot-tub on the top deck above the wheelhouse affords plenty of opportunity for sun-worshipping, as well as entertaining.

If you’ve ever stepped aboard the 37-metre *Jasmin*, the owner’s previous yacht, you’ll get an idea of how it feels to be on E&E. The former is one of the most characterful explorer yachts on the water and, eight years after she was launched, remains a refreshing example of her class. Many would even say it was *Jasmin* that began the trend for the purpose-built discovery yacht.

While cruising the coastline of his native Turkey over the past eight years, the owner noted how everything worked aboard *Jasmin*, working out ways he could improve on it second time around. He liked the basic layout of *Jasmin*, in particular its main deck guest cabins, whose doors open onto the deck from inside. His wife did too, but she had very definite ideas on how the interior should look for this next yacht. She formed a strong client-designer relationship with Marilyn Bos

*The yacht’s décor is REFRESHINGLY different, with INNOVATIVE touches*





de Vaal of Art-Line, who says: "It was a pleasure to use the input of the owners as a guideline during the design process. Bouncing ideas back and forth definitely brought the result to a more personalised level." They have together created a truly functional interior with good looks to boot.

*E&E* is set to become a favourite for families on the charter scene, being both safe and fun. Indeed, the boat is named for the first initials of the owner's two grandchildren. "I built this boat for me and the rest of my family," he says. "We all enjoy yachting and everything about this boat reflects the aspirations of my family. We wanted somewhere our grandchildren could play safely and that is why we invented the water fountain on the sundeck. The family also want to have fun driving their own watercraft and I want them to enjoy the water safely, so instead of PWCs we have a water buggy. It's the perfect compromise."

Another of the yacht's practical features comes right aft on the main deck. It appears at first glance to be a humble passerelle used for embarkation, but look again and the structure's multifunctional abilities begin to show themselves. Designed and fabricated by Somer Yacht in Turkey, this is much more than a gangway.

Operated hydraulically, it can be used as a passerelle for guests to board when the yacht is berthed stern-to. It can swing easily to perform the same function if the yacht is berthed starboard side-to, and it can even be used when the yacht berths alongside a commercial dock significantly higher than the main deck. But that's not all: raise it up and it becomes a diving board from which to plunge when the yacht is at anchor. Lower it down and it becomes a stairway into the sea. "We wanted easy access to the water, which is why we asked Somer Yacht to create the passerelle," says the owner. "It does everything we want."

Where *Jasmin* proudly flew the Turkish ensign the owner found that regulations laid down by that registry made enjoyment of his yacht in home waters difficult; *E&E* is registered in the Marshall Islands. "It made economic and commercial sense to fly the flag of the Marshall Islands even if as a patriot I would have preferred to sail under the Turkish flag," the owner says.

"Yachting is a passionate hobby of mine," he tells us as we sit with him on *E&E*'s upper deck, sipping piping hot Turkish tea out of glasses. "If I sold both my boats tomorrow I would immediately build another one. I just love the process from start to finish." **SYW**

**Right:** The crowning glory of the master suite is the huge double bed visually encapsulated inside its own circular area.  
**Above:** A glass basin sits in the marble and onyx vanity unit in a guest bathroom on the main deck.  
**Above left:** Onyx and gold can in some yachts seem over the top, but in the master bathroom they all blend tastefully together.

*The multifunctional lighting provides an INTIMATE and WARMING ambience*



# THE SPECS *E&E*

Length overall 42.10m (138ft 5in)  
 Beam 9.20m (30ft 7in)  
 Draught 2.70m (8ft 10in)  
 Displacement 480 tonnes  
 Engine Twin Caterpillar C32 Acert  
 Berths Guests: 12. Crew: 13  
 Exterior styling Vripack Yachting International  
 Interior designer Art-Line Interior Design  
 Naval Architecture Endaze Engineering  
 Compliancy MCA LY2 & Marshal Islands MI-103

**PERFORMANCE**  
 Top speed 14 knots  
 Cruising speed 11 knots  
 Range @ 11 knots 4,500 nautical miles

**BUILDER/BROKERAGE/CHARTER**  
 Builder Cizgi Yacht, Tuzla Aydintepe Mah. Sahil Yolu Billur Sk, No 6 Tuzla, Istanbul, Turkey. Tel: +90 0216 494 5342. Email: info@cizgiyacht.com Website: www.cizgiyacht.com

Brokerage Burgess/Oceanstyle, 16-17 Pall Mall, London SW1Y 5LU. Tel: +44 (0)20 7766 4300/4299. Email: london@osyachting.com; london@burgessyachts.com Website: www.osyachting.com

Charter Merve Eyilik, E&E Management. Tel: +90 216 665 4110. Email: meyilik@myEandE.com Website: www.myeande.com Charter rates From €145,000pw to €160,000pw

**SUNDECK:** The crane is stowed between the tenders for ease.

**CAPTAIN'S CABIN:** The view from this space is one of the best a captain will ever have.



**GUEST CABINS:** At this level, it ensures charter guests light and deck access.

**OBSERVATION LOUNGE:** Facing forward, it doubles as a games room.



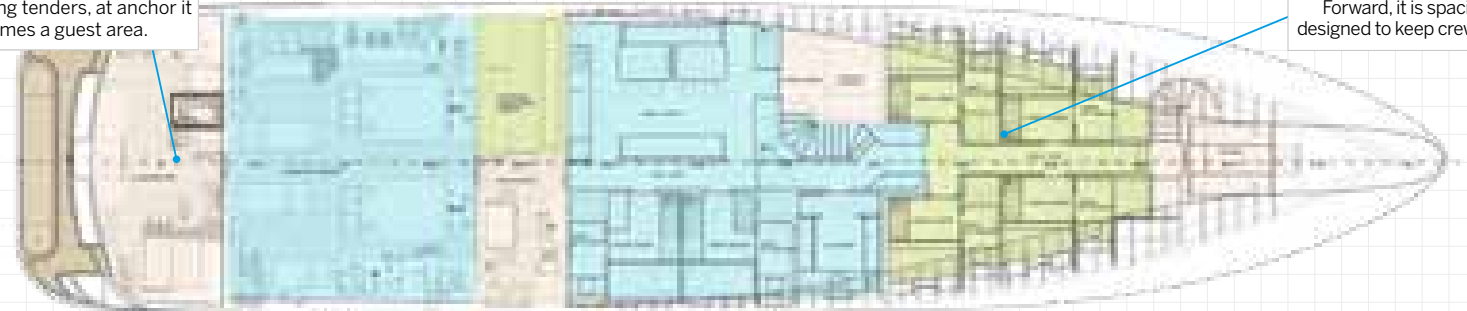
**GALLEY:** With curves over angles, in a quadrant by the dining area.

**OWNER'S STATEROOM:** Full beam, it is a truly impressive space.



**LAZARETTE:** Free from storing tenders, at anchor it becomes a guest area.

**CREW ACCOMMODATION:** Forward, it is spacious and designed to keep crew happy.




**TWIN FUNNELS:** Contain guest staircase as well as extra storage spaces.

**SUNDECK:** With a three-sided saltwater hot-tub and adjacent outdoor shower.

**WHEELHOUSE:** Forward of the captain's cabin, it has 270° views.

**WATER TOYS:** Stowed on deck, leaving the lazarette free for other uses.



**SLIDING SUNROOF:** Opens to expose the dining table on the deck below to the elements.

**AFT DECK:** On the main deck, this is a popular spot to enjoy cocktails in harbour.

**JALUIT:** The Port of Registry for yachts flying the ensign of the Marshall Islands.

**SWIM PLATFORM:** Railings provide easy access to this relaxation and activity area.